



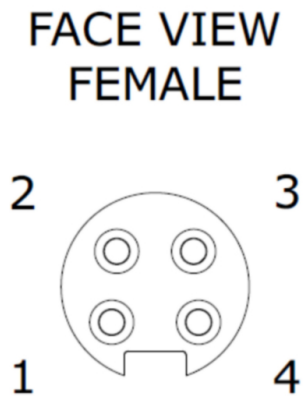
**Product:** [RKF 40-693](#)

7/8" Power Receptacle: Female, straight, 4-pin, front mount, 300 V, 8 A, with 18 AWG pigtail wires

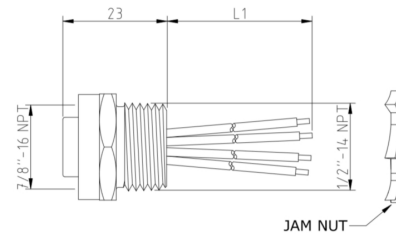
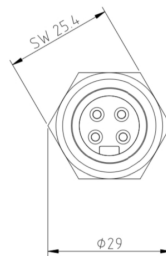
**Product Description**

7/8" Power Receptacle: Female, straight, 4-pin, front mount, 1/2" 14-NPT panel tap, 300 V (UL), 5.6 A (UL), 18 AWG, IEC Color Code

**Technical Drawing**



- 1 = BK
- 2 = BU
- 3 = BN
- 4 = WH



**IEC COLOR CODE**

**Technical Specifications**

**Technical Data**

Product Family:	Power Connector
Product Sub Family:	7/8"
Brand:	Lumberg Automation
Connector Type:	Receptacle
Type of Contact / Gender:	Female
Connector Design:	Front Mount, 1/2-14 NPT panel tap size

Number of Pins:	4
Coding:	A
Shielding:	Unshielded
Attachment Type:	Fixed, Internal Thread
Rated Voltage:	300 V
Rated Voltage (UL):	300 V
Rated Current (UL)*:	5.6 A
Ambient Temperature (Operation)*:	-40 °C to +90 °C
Protection Degree / IP Rating**:	IP65, IP67

## Materials

Contact Base Material:	CuZn
Contact Plating:	Au over Ag
Contact Bearer Material:	TPU
Contact Bearer Color:	YE
Housing Material:	Al, clear anodized
O-Ring Material:	FKM, panel side
Attachment Type, Side 2:	1/2-14 NPT, Steel, Lock Nut

## Cable Data

Conductor Size:	18 AWG
Number of Wires:	4
Conductor material:	Cu
Wire Insulation Material:	PVC
Insulated Wire Diameter:	Ø 2.0 mm
UL Cable Type:	1007/1569

## Approvals

UL-File:	E315587
UL:	UL recognized

## Safety & Environmental Compliance

RoHS Compliant:	Yes
-----------------	-----

## Notes

Note Derating:	Notice Derating
Protection Degree / IP Rating Note:	Protection Degree and IP Rating per test standard IEC 60529 using a Lumberg Automation mating product
Note:	Do not connect / disconnect under load

## Variants

Item #	Item Description	Cable Length
500000164	RKF 40-693/0.3M	0.3 m
500002254	RKF 40-693/2M	2 m
500002270	RKF 40-693/3M	3 m
500004464	RKF 40-693/5M	5 m

© 2024 Belden, Inc

All Rights Reserved.

Although Belden makes every reasonable effort to ensure their accuracy at the time of this publication, information and specifications described here in are subject to error or omission and to change without notice, and the listing of such information and specifications does not ensure product availability.

Belden provides the information and specifications herein on an "ASIS" basis, with no representations or warranties, whether express, statutory or implied. In no event will Belden be liable for any damages (including consequential, indirect, incidental, special, punitive, or exemplary damages) whatsoever, even if Belden has been advised of the possibility of such damages, whether in an action under contract, negligence or any other theory, arising out of or in connection with the use, or inability to use, the information or specifications described herein.

All sales of Belden products are subject to Belden's standard terms and conditions of sale.

Belden believes this product to be in compliance with all applicable environmental programs as listed in the data sheet. The information provided is correct to the best of Belden's knowledge, information and belief at the date of its publication. This information is designed only as a general guide for the safe handling, storage, and any other operation of the product itself or the one that it becomes a part of. The Product Disclosure is not to be considered a warranty or quality specification. Regulatory information is for guidance purposes only. Product users are responsible for determining the applicability of legislation and regulations based on their individual usage of the product.